

Scaled data based on original data using
LM-79-08 Approved Method: Electrical and Photometric Measurements of Solid-
State Lighting Products

Test Report Prepared for
Cooper Lighting Solutions
(formerly Eaton)

Brand: McGRAW-EDISON

Report Number: P200313

Luminaire Tested: **GWC-AF-01-LED-E1-SL4-7050-1200**

Issue Date: 3/3/2020

Test Information

Test Method: LM-79-08
Report Number: P200313
TEST IS SCALED FROM IESNA LM-79-08 TEST DATA (P24294)
Test Lab: INNOVATION CENTER P2
Issue Date: 3/3/2020
Manufacturer: COOPER LIGHTING SOLUTIONS (FORMERLY EATON)
Product Line: MCGRAW-EDISON
Catalog Number: GWC-AF-01-LED-E1-SL4-7050-1200
Description: GALLEON WALL LUMINAIRE
(1) 70 CRI, 5000K, 1200mA LIGHTSQUARE WITH 16 LEDS EACH AND TYPE IV SPILL
LIGHT ELIMINATOR OPTICS
Light Source: -
Ballast/Driver: ELECTRONIC DRIVER

Summary

Lumens per Lamp: N/A
Luminaire Lumens: 6626 lumens
Efficiency: N/A
Efficacy: 98.9 lumens/watt
Luminous Opening: Rectangular (W 0.5' x L: 0.5' x H: 0')
IES Classification: Type IV - Short - Semi-Cutoff
BUG Rating: B1 - U0 - G2

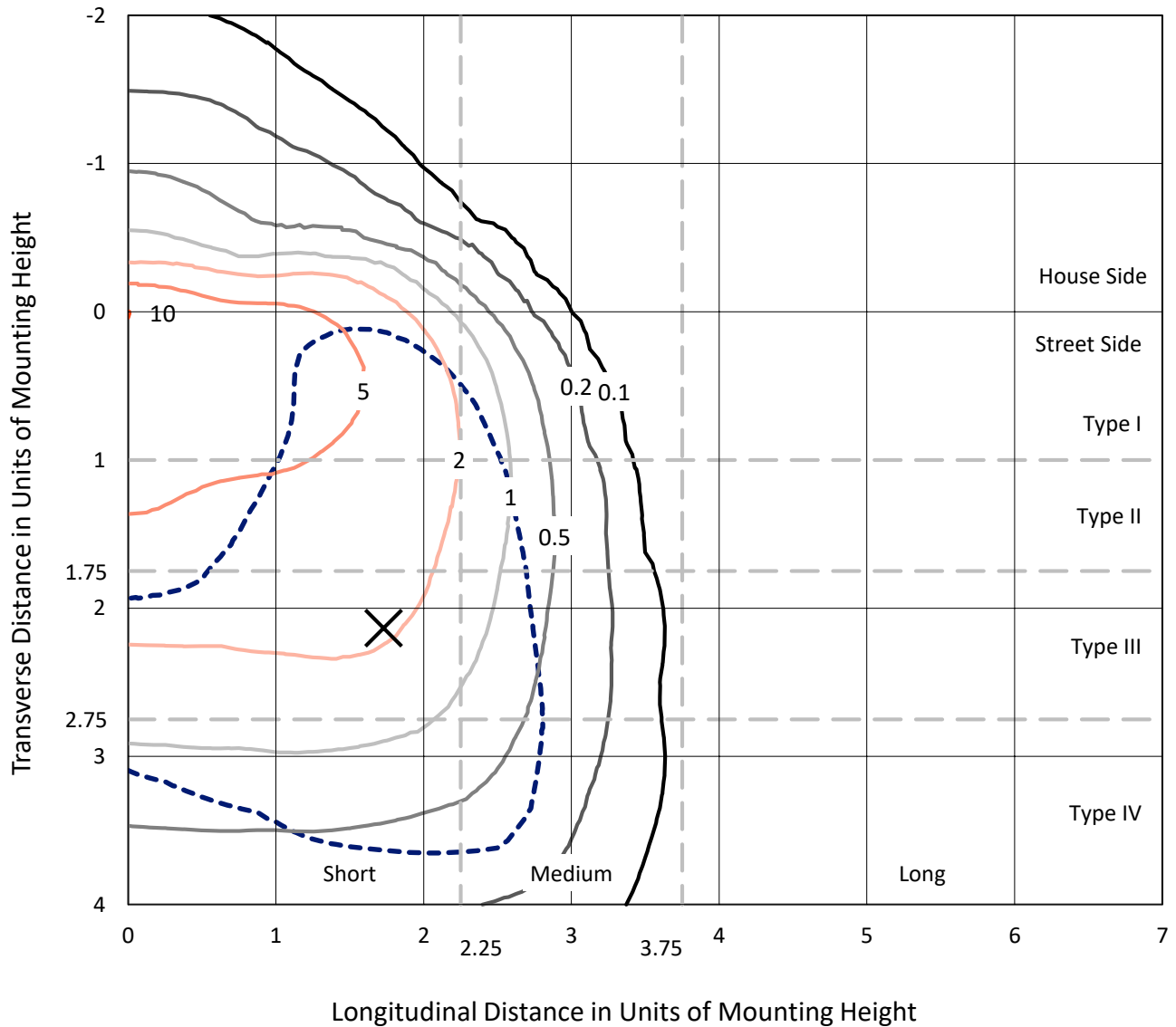
Input Watts (W): 67
Input Voltage (V): NR
Input Current (Ain): NR
Voltage Rise (V): NR
Power Factor: NR
Total Harmonic Distortion (THDi): NR
Frequency (hertz): 60
Stabilization Time: NR
Operation Time: NR
Ambient Temperature (°C): NR
Test Distance: 25 FT



REPORT NUMBER: P200313
 CATALOG NUMBER: GWC-AF-01-LED-E1-SL4-7050-1200

Iso-Footcandle Lines of Horizontal Illumination

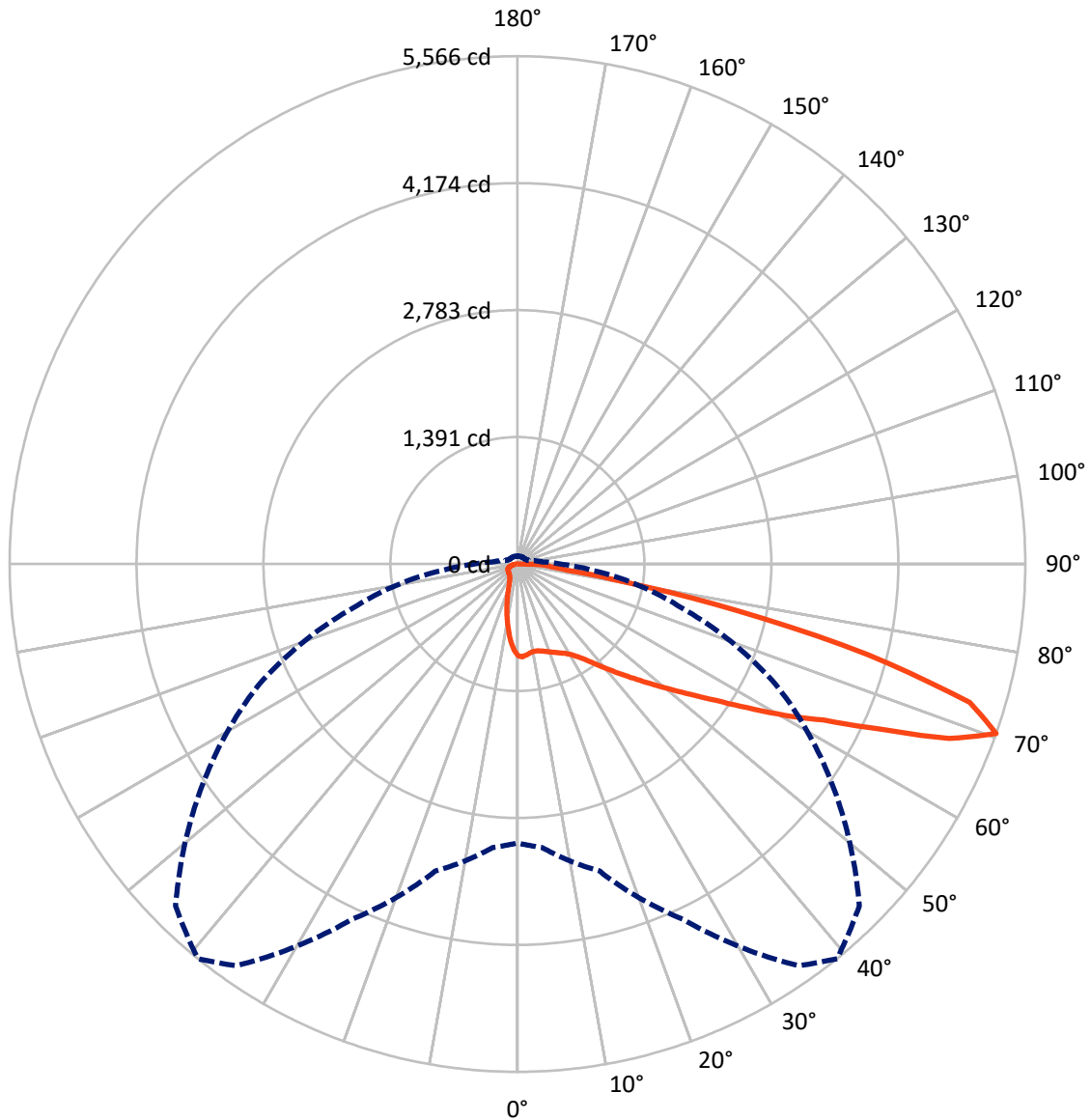
✕ Max cd
 - - - 1/2 Max cd



Based on 10 foot mounting height. Maximum calculated value = 10.1 fc
 Type IV - Short - Semi-Cutoff

REPORT NUMBER: P200313
CATALOG NUMBER: GWC-AF-01-LED-E1-SL4-7050-1200

Luminous Intensity Polar Plot



— Vertical Plane Through 39-Deg Lateral - - - Horizontal Cone Through 70-Deg Vertical

REPORT NUMBER: P200313

CATALOG NUMBER: GWC-AF-01-LED-E1-SL4-7050-1200

FLUX DISTRIBUTION:

		Downward	Upward	Total
House Side	Lumens	753.6	0.0	753.6
	% Fixture	11.4	0.0	11.4
Street Side	Lumens	5872.4	0.0	5872.4
	% Fixture	88.6	0.0	88.6
Total	Lumens	6626.0	0.0	6626.0
	% Fixture	100.0	0.0	100.0

ZONAL LUMENS:

Zone	Lumens	% Fixture
0°-10°	86.3	1.3
10°-20°	215.8	3.3
20°-30°	336.0	5.1
30°-40°	523.4	7.9
40°-50°	878.7	13.3
50°-60°	1395.9	21.1
60°-70°	1862.0	28.1
70°-80°	1124.4	17.0
80°-90°	203.5	3.1
90°-100°	0.0	0.0
100°-110°	0.0	0.0
110°-120°	0.0	0.0
120°-130°	0.0	0.0
130°-140°	0.0	0.0
140°-150°	0.0	0.0
150°-160°	0.0	0.0
160°-170°	0.0	0.0
170°-180°	0.0	0.0
0°-90°	6626.0	100.0
0°-180°	6626.0	100.0

Coefficient of Utilization



REPORT NUMBER: P200313

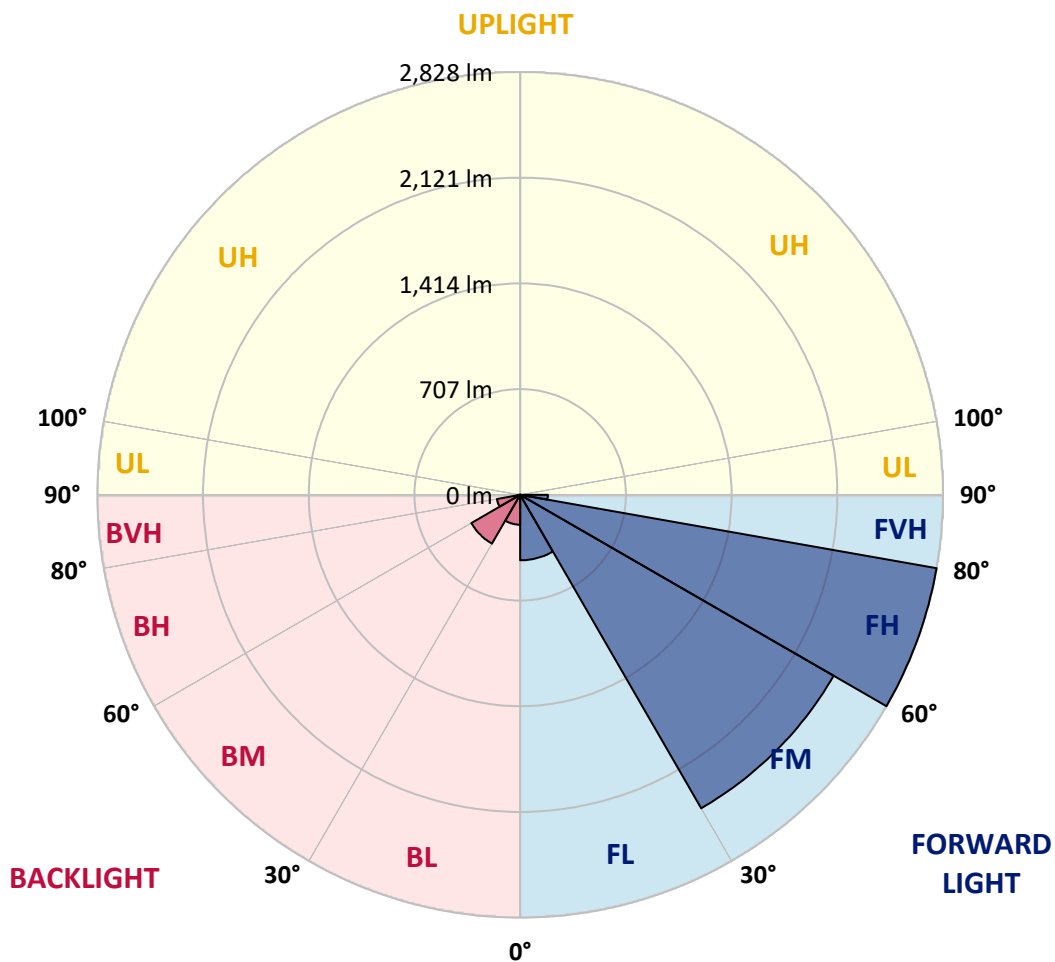
CATALOG NUMBER: GWC-AF-01-LED-E1-SL4-7050-1200

LUMINAIRE CLASSIFICATION SYSTEM LUMEN TABLE AND BUG RATING:

Zone		Lumens	% Fixture	Zone Rating/Lumen Limit		
				B	U	G
FL	(0°-30°)	438.2	6.6			
FM	(30°-60°)	2420.9	36.5			
FH	(60°-80°)	2828.2	42.7			G2/5000
FVH	(80°-90°)	185.2	2.8			G2/225
BL	(0°-30°)	199.9	3.0	B1/500		
BM	(30°-60°)	377.1	5.7	B1/1000		
BH	(60°-80°)	158.2	2.4	B1/500		G1/500
BVH	(80°-90°)	18.3	0.3			G1/100
UL	(90°-100°)	0.0	0.0		U0/0	
UH	(100°-180°)	0.0	0.0		U0/0	

BUG Rating: B1-U0-G2

Type IV Short





REPORT NUMBER: P200313

CATALOG NUMBER: GWC-AF-01-LED-E1-SL4-7050-1200

CANDELA DISTRIBUTION (FULL):

	0°	5°	15°	25°	35°	39°	45°	55°	65°	75°	85°
0°	1005.9	1005.9	1005.9	1005.9	1005.9	1005.9	1005.9	1005.9	1005.9	1005.9	1005.9
2.5°	1025.5	1025.1	1022.4	1020.4	1018.7	1018.1	1019.4	1014.4	1010.0	1004.6	998.9
5°	1017.7	1017.4	1013.0	1009.0	1004.9	1003.6	1003.2	994.1	988.7	980.7	969.9
7.5°	1009.3	1007.6	1001.9	995.1	988.1	984.7	981.3	969.5	963.5	955.4	942.9
10°	1000.5	998.5	993.1	986.4	979.7	974.6	968.9	957.4	951.0	945.0	930.5
12.5°	991.4	989.8	988.4	985.4	980.7	976.3	971.9	962.1	955.4	948.3	931.5
15°	990.1	989.4	992.5	994.5	991.8	989.1	984.4	975.9	968.9	961.8	939.9
17.5°	1000.9	1000.5	1008.3	1013.7	1012.3	1007.6	1001.2	991.8	986.1	980.0	952.7
20°	1024.5	1026.1	1035.6	1042.6	1035.9	1029.2	1018.7	1005.6	1002.6	999.9	965.8
22.5°	1068.9	1070.6	1077.3	1080.0	1062.5	1052.8	1038.3	1021.4	1019.4	1021.4	981.7
25°	1138.3	1136.6	1135.6	1125.5	1093.5	1078.4	1059.8	1042.3	1043.3	1052.4	1003.9
27.5°	1230.3	1221.2	1207.0	1176.7	1125.9	1109.0	1086.4	1070.3	1076.7	1094.2	1037.3
30°	1325.6	1315.5	1282.8	1233.3	1168.3	1149.8	1124.5	1106.3	1123.2	1150.8	1081.7
32.5°	1413.9	1412.5	1364.7	1301.0	1226.9	1210.8	1185.5	1164.9	1192.2	1234.3	1148.4
35°	1510.2	1513.3	1456.0	1379.5	1306.1	1289.2	1271.1	1255.6	1291.9	1349.9	1245.1
37.5°	1613.3	1619.4	1551.7	1465.4	1396.4	1389.3	1378.5	1371.8	1428.0	1508.2	1380.2
40°	1751.1	1745.0	1651.1	1562.5	1507.2	1506.9	1503.5	1511.6	1605.2	1715.1	1553.7
42.5°	1898.7	1880.8	1756.5	1666.6	1628.8	1640.3	1647.0	1680.0	1818.5	1966.4	1765.3
45°	2057.7	2017.6	1866.0	1776.7	1763.9	1788.2	1811.1	1882.8	2069.5	2252.4	1997.0
47.5°	2184.7	2145.9	1979.2	1892.3	1920.2	1956.9	2001.1	2114.6	2350.4	2547.8	2225.8
50°	2284.7	2259.5	2093.4	2027.0	2092.4	2149.0	2221.1	2377.0	2642.8	2835.5	2437.7
52.5°	2381.8	2362.9	2208.6	2165.1	2294.5	2372.7	2470.7	2658.7	2942.7	3118.5	2615.9
55°	2469.3	2455.9	2332.6	2337.3	2532.3	2634.1	2757.4	2979.4	3269.4	3370.8	2766.8
57.5°	2568.1	2550.9	2474.1	2553.2	2837.9	2970.0	3130.3	3339.8	3576.0	3595.2	2881.7
60°	2667.4	2652.6	2631.0	2802.5	3226.0	3364.8	3516.7	3689.2	3886.9	3769.4	2875.0
62.5°	2753.7	2755.4	2793.4	3064.3	3606.0	3766.7	3952.0	4122.4	4168.2	3799.7	2662.4
65°	2899.9	2926.5	3040.0	3434.8	4141.0	4355.9	4583.3	4556.0	4246.1	3516.4	2206.6
67.5°	3073.7	3120.5	3350.6	3928.7	4817.1	5102.4	5190.3	4654.0	3934.4	2858.4	1572.9
70°	3056.2	3120.5	3484.7	4296.9	5374.3	5565.6	5298.8	4212.0	3124.2	1867.3	835.5
72.5°	2713.9	2805.9	3211.5	4128.2	5198.8	5181.9	4600.1	3140.1	1856.2	749.9	326.4
75°	2068.5	2161.4	2510.4	3261.4	4108.9	3967.5	3264.0	1734.6	704.4	297.8	205.8
77.5°	1189.9	1262.0	1531.5	2000.1	2606.8	2461.6	1816.8	771.5	342.9	207.5	160.7
80°	664.3	704.4	868.1	1014.7	1277.5	1171.0	812.9	479.4	256.0	150.6	124.0
82.5°	525.2	560.9	702.1	640.1	583.5	538.3	466.9	426.8	204.5	95.0	74.1
85°	458.8	492.9	594.3	504.0	398.5	365.5	379.3	420.1	159.0	57.3	63.3
87.5°	425.1	470.6	529.6	388.4	310.3	274.9	350.0	460.5	51.2	35.7	25.6
90°	0.0	0.0	0.0	0.0	0.0	0.0	0.0	0.0	0.0	0.0	0.0



REPORT NUMBER: P200313

CATALOG NUMBER: GWC-AF-01-LED-E1-SL4-7050-1200

CANDELA DISTRIBUTION (continued):

	90°	95°	105°	115°	125°	135°	145°	155°	165°	175°	180°
0°	1005.9	1005.9	1005.9	1005.9	1005.9	1005.9	1005.9	1005.9	1005.9	1005.9	1005.9
2.5°	993.8	988.4	979.7	971.9	959.8	953.4	946.3	941.2	937.2	933.8	939.2
5°	963.1	953.0	934.5	914.6	891.1	872.5	857.0	842.5	832.4	825.7	830.4
7.5°	934.2	917.7	888.7	852.6	812.2	777.9	749.6	724.6	707.5	696.3	700.7
10°	917.7	897.1	852.3	795.7	736.1	682.5	638.1	599.6	573.0	557.9	560.2
12.5°	913.6	887.0	825.0	747.2	665.7	591.2	528.6	475.3	437.9	418.4	419.1
15°	916.7	882.6	799.4	700.7	597.6	503.6	425.5	360.8	317.3	295.1	294.8
17.5°	921.7	879.3	772.5	650.5	528.6	419.4	332.2	268.8	230.4	212.6	211.2
20°	927.1	873.9	742.2	596.3	456.8	341.3	260.1	210.6	186.3	176.5	175.9
22.5°	934.8	869.2	710.8	539.0	386.4	277.9	213.9	180.6	167.8	162.7	162.0
25°	947.3	866.8	677.5	479.4	323.1	232.4	186.3	165.7	158.3	155.0	154.6
27.5°	968.2	870.2	646.1	421.4	271.5	201.8	170.8	158.3	152.9	149.9	149.6
30°	995.1	880.6	613.1	366.5	231.4	180.9	161.4	153.3	148.9	145.9	145.9
32.5°	1040.0	898.1	578.4	319.0	202.8	166.4	154.3	148.9	145.2	142.8	142.5
35°	1106.0	931.1	546.1	279.6	182.3	156.0	148.2	144.2	141.5	140.1	140.1
37.5°	1202.0	983.4	517.5	251.3	169.8	148.9	142.5	139.5	137.8	137.8	137.8
40°	1331.0	1055.5	494.2	232.4	162.7	143.8	138.1	135.8	134.8	135.1	135.1
42.5°	1490.4	1149.1	478.7	219.3	159.3	140.8	135.1	133.1	132.1	131.7	132.1
45°	1671.9	1255.6	477.0	209.5	156.0	138.8	133.1	131.0	129.0	127.7	127.7
47.5°	1848.5	1363.7	490.8	206.2	152.3	136.4	131.4	129.4	126.3	123.3	123.3
50°	2004.4	1455.7	509.4	207.5	150.9	133.1	128.7	127.7	123.0	119.6	119.3
52.5°	2128.4	1526.4	524.5	211.6	152.3	130.7	125.3	125.7	120.6	116.9	116.6
55°	2227.8	1572.9	520.5	215.6	155.3	129.4	122.3	123.0	118.9	115.2	115.2
57.5°	2271.3	1555.7	475.7	212.2	157.7	129.7	119.9	122.6	119.3	115.9	115.9
60°	2177.9	1403.1	391.8	197.4	154.6	128.7	118.9	124.0	123.6	120.3	119.9
62.5°	1895.6	1129.9	303.9	175.5	144.2	123.6	116.2	123.6	127.3	126.3	126.0
65°	1461.1	804.8	232.1	151.9	130.0	115.2	109.1	115.9	120.9	122.3	122.0
67.5°	948.3	493.2	178.9	129.7	114.2	105.4	100.1	103.1	104.1	104.1	103.4
70°	466.2	265.5	142.5	109.1	98.0	95.0	92.0	90.3	88.6	87.3	87.3
72.5°	230.1	173.5	117.2	92.3	84.6	83.2	82.5	80.5	79.2	77.5	76.8
75°	170.1	141.2	99.7	77.8	72.8	71.4	72.8	71.1	70.7	69.4	68.7
77.5°	139.8	120.3	85.9	66.7	62.3	60.0	62.0	62.3	62.7	60.6	60.0
80°	113.5	101.7	71.8	55.2	51.2	49.5	50.9	53.6	54.2	51.2	49.9
82.5°	81.9	83.2	57.9	43.1	39.8	38.4	41.1	44.5	45.1	40.8	39.8
85°	68.7	69.4	44.5	30.7	27.3	25.3	29.6	33.0	35.4	31.0	30.0
87.5°	28.6	40.8	25.6	17.2	15.2	13.1	15.8	17.5	21.2	19.5	19.2
90°	0.0	0.0	0.0	0.0	0.0	0.0	0.0	0.0	0.0	0.0	0.0

(END OF REPORT)